

RNI No. DELENG / 2006 / 20557. Not for sale. To be circulated free with India Today in Mumbai, Delhi & NCR, Chennai, Bangalore and Kolkata. "Supplement to India Today issue dated December 6, 2021"

INDIA
TODAY

HOMIE

NOVEMBER 2021

THE ULTIMATE KITCHEN GUIDE

FROM APPLIANCES TO
LAYOUTS, ALL YOU NEED TO
KNOW TO DESIGN YOUR
DREAM COOKING STATION

INSIDE
A HOME
INSPIRED
BY THE
HONEYCOMB

TREND
DRESS YOUR
SPACE,
JAPANDI
STYLE





INDIA'S LARGEST
WOOD PANEL MANUFACTURER

Different Shades For Different Spaces.



Desert Walnut



California Oak Tan

Greenpanel Pre-laminated MDF boards are available in a wide range of wood grains, fabrics, and solid colours. These are resistant to cracks, stains, and moisture.

- German Machinery
- Imported Decor Papers
- Emission Level E1, E2
- Resistant to Crack, Scratch and Stains
- Superior Abrasion Resistant

www.greenpanel.com
Connect with us on
Toll Free No. 1800 102 2999

Greenpanel Industries Limited
3rd Floor, Plot No. 68, Sector 44, Gurugram 122003, Haryana.
T +91 124 4784600 | E info@greenpanel.com

Regd. Office: Makum Road, Tinsukia 786125, Assam
CIN L20100AS2017PLC018272

INDIA TODAY HOME

CHAIRMAN AND EDITOR-IN-CHIEF: Aroon Purie
VICE CHAIRPERSON: Kalli Purie
GROUP CHIEF EXECUTIVE OFFICER: Dinesh Bhatia
GROUP EDITORIAL DIRECTOR: Raj Chengappa
CHIEF EXECUTIVE OFFICER: Manoj Sharma
GROUP CREATIVE EDITOR: Nilanjan Das
GROUP PHOTO EDITOR: Bandeep Singh
ASSOCIATE EDITOR: Ridhi Kale
PHOTO RESEARCHERS: Prabhakar Tiwari and Saloni Vaid
ART DIRECTOR: Angshuman De
PRODUCTION: Harish Aggarwal (Chief of Production), Naveen Gupta
SENIOR GENERAL MANAGER (IMPACT): Jitendra Lad (West)
GENERAL MANAGERS: Mayur Rastogi (North), Upendra Singh (Bangalore)
DEPUTY GENERAL MANAGER: Indranil Chatterjee (East)

GROUP CHIEF MARKETING OFFICER: Vivek Malhotra



VOL. 16 NUMBER 9: NOVEMBER 2021

Copyright Living Media India Ltd. All rights reserved throughout the world. Reproduction in any manner is prohibited.
Printed and published by Manoj Sharma on behalf of Living Media India Limited. Printed at Thomson Press India Limited, 18-35 Milestone, Delhi Mathura Road, Faridabad - 121007, (Haryana);
Published at F-26, First Floor, Connaught Place, New Delhi-110001.
Editorial/Corporate Office: Living Media India Ltd., India Today Group Mediaplex, FC-8, Sector-16A, Film City, Noida - 201301; Editor: Raj Chengappa.
India Today does not take responsibility for returning unsolicited publication material.

Follow us on Instagram @indiatoday_home to stay up to date on design, interiors, products, deals and a lot more.

Contents



Photograph courtesy: STUDIO NODE; Photograph by: @PHOTOGRAPHIX | IRA GOSALIA

12 Kitchen Special

WHAT'S COOKING?
Be it the storage, countertops, cabinet finishes or design, our experts share tips, tricks and techniques to transform the room you cook into a fun and functional space

34 Style

SEASON TO REJOICE
Presenting colours and texture of November through a moodboard

38 Trend

LESS IS MORE
Minimal and magical, here's how to get the Japandi style indoors

COVER PHOTO COURTESY: ABIMIS (www.abimis.com)



Contents

<<

36

Decor

NAME TO KNOW

This new kid on the block is changing the way you look at furniture

40

Architecture

A MASTERPIECE

OpenIdeas Architects, builds a one-of-its-kind home in Surat inspired by the honeycomb

44 >>

Interiors

MODERN MARVEL

MuseLAB designs a light-filled, contemporary apartment in Mumbai

+

8

LAUNCHES

10

NEWS



Photograph by: SAMEER TAWDE Photograph courtesy MUSELAB



windowmagicindia.com

Effective Exemplary Extraordinary

Presenting

LUXURIOUS

uPVC & Aluminium Window & Door Systems,
designed in collaboration with German
& French Technology



Technical Collaborations

For uPVC



For Aluminium




WINDOW MAGIC INDIA PRIVATE LIMITED

Corporate Office : 702, Naurang House, 21, K.G. Marg, New Delhi-110001

Email: info@windowmagicindia.com



8800093814



THE MOST ELEGANT AND EFFORTLESS
WAY TO TRANSFORM YOUR FLOOR.



www.wonderfloor.co.in

The next time you plan for renovation or décor for your space, start with the floor. Wonderfloor's exquisite and economical range of Vinyl Flooring transforms your floor and enhances the overall ambience of the space. Our vinyl flooring

solutions are easy to install, easy to maintain, and extremely eco-friendly. Our wide range helps you match your interior with the floor. So, go ahead. Give your floor an elegant make-over.

WONDERFLOOR
Vinyl Flooring



Sports flooring



Hospital flooring



Transport flooring



Office flooring



School flooring



Commercial flooring

HO: RMG POLYVINYL INDIA LIMITED. UGSR 4, Ansal Plaza Sector 1, Vaishali, Ghaziabad 201010 (Uttar Pradesh), INDIA.
For bulk enquiries, please e-mail : mkt@rmgpoly.com or call : +91 120 4284803/804 / +91 9711200510
For export enquiries, please e-mail : info@rmgpoly.com or call : +91 9873138885 / +91 9953208740

Branch Office: Ahmedabad • Bangalore • Bhubaneswar • Chandigarh • Chennai • Guwahati • Hyderabad • Indore
• Kolkata • Kochi • Lucknow • Mumbai • Patna • Pune • Raipur.

A SYMPHONY OF AESTHETICS & PERFORMANCE AIS REGAL SELECT



Windows
uPVC & Aluminium

**LAUNCHING
SOON**

Our in-house innovation, AIS Regal Select redefines your floor to ceiling approach. Enhance your space with slim, strong and robust aluminium doors and windows with versatile handle options. Choose from the range of glass solutions offered by the country's largest glass portfolio.

Give your space the Regal Select touch:



Heightened
Security with
Concealed Beading



Effortless Handle
Operation



Taller
Windows



Thermal & Sound
Insulation



Extra View with
Slider System



Concealed
Sash

Welcoming dealers to join AIS Windows!

If you are associated with premium building material in a metro or tier 2 city in North, South & West India, here is your chance to be a part of India's largest portfolio of doors and windows solutions.

To know more, call us at **9810144328**

www.aiswindows.com

Follow us on:     

Consult our Experts

1800 103 4805



Asahi India Glass Ltd.

news
Launches
iSpy

Your guide to the hottest new stores and products
By RIDHI KALE

CRAFT DRIVEN

Add colour to your space with GharGhar's kilim cushions. The designs are printed on 100 per cent cotton chenille fabric, which has a fuzzy feel due to the pile.

PRICE ₹1,300 to ₹1,500
AT www.gharghar.in



FROM THE TROPICS

Bring a slice of Goa inside your homes with Beyond Dreams' latest collection. The eclectic range showcases floral, architectural and historical diversity of the state. Invoking a sense of freshness and serenity, the collection is a timely reminder of the beauty this tropical destination holds.

PRICE ₹1,595 to ₹1,795
AT [@beyonddreams.in](https://www.instagram.com/beyonddreams.in) (Instagram)



NEW ADDRESS

Bent Chair has relocated its new flagship store to Ambawatta in Delhi. Spread over 4,700 sq ft, the space is a modern and eclectic take on home decor concepts. They have also launched Bent Surfaces that focuses on unique stone patterns and inlays. Don't miss the interactive screen with Bent Reality, which helps customers understand interior styling and acts as a personal design guide.

PRICE ₹20,000 to ₹7 lakh
AT www.bentchair.com



WHAT'S IN STORE

Handcrafted homeware brand Ellementry has opened a new outlet in Select CITYWALK Mall in Saket, Delhi. Don't miss the brass cookware and serveware collection or the handmade accent furniture.

PRICE ₹350 (for a napkin ring) onwards
AT www.ellementry.com



MIXED BAG

VO Living, a furniture and lifestyle brand, has recently opened the doors to its flagship in Jangpura, Delhi. The store offers everything from bespoke furniture, globally sourced eclectic pieces and accessories to sculptural light fixtures, luxe fabrics, and furnishings.

PRICE ₹2,000 onwards **AT** www.voliving.com



One Stop Shop

From kitchens to dreamy bedrooms, this new showroom has everything you need for your home

By RIDHI KALE

The reason why everyone is so fond of Asian Paints, there is perhaps no other brand in the Indian market that has guessed what consumers need, faster than them. Their story may have started with paints and today has gone on to introduce luxe wallpapers, pretty lights, cosy linen and cute accessories, to name a few. The brand's new Asian Paints Beautiful Homes showroom is no different. Spread across a 22,000 plus sq ft, you can find just about everything here (be it bath, fabrics, furniture, lights or kitchens).

An interesting aspect is the Phygital (physical + digital) experience, which is essentially a 3BHK setup to enable personalised decor experience for the buyers. What's more, with the latest wood finish visualiser, the showroom is all set to transform the way customers look at furniture. The store is also home to a wide array of furniture and their modular kitchen display is drool-worthy, not to mention an extensive range of 600 wallpapers.

AT Novelty Homes, WP 484, Shiv Market, Wazirpur, Ashok Vihar, Delhi



THE RIGHT CHOICE

You can purchase bed and furnishings (top left); lights in every size (top right), modular kitchens (left) and furniture (below) here



Elegant and Charismatic

Style that exudes warmth, and features high-quality materials and exceptional details



Häcker kitchens india creates the most stunning modular kitchens, adapted for Indian homes. This particular spacious & sophisticated kitchen from the Systemat range, merges skilfully with the living area, creating a seamless flow. The PerfectSense® technology used in all the surfaces, makes the kitchen anti-fingerprint, antibacterial & easy to clean. The surfaces are also engineered to be resistant to common stains & cleaning agents.

Elegant and charismatic, spacious and suave, at Häcker, kitchens are made for us to fall in love with. Häcker's collection of sophisticated kitchen solutions is a class

of its own that offers outstanding design templates. Each kitchen set is carefully thought out, built with the finest materials, put together with innovative technology, and completed with clever details. Accompanying this is a set of aesthetic, contemporary kitchen furniture that is as functional as it is comfortable. This results in an overall stunning room that is ideal for cooking, eating, and spending countless hours with family. The kitchen set shown here, in particular, stands out because of its use of two diverse finishes: real stone veneer with high gloss polished metallic lacquer. Together, they combine to create warm, inviting tones

and set a welcoming atmosphere which gives your kitchen an extraordinary feel.

Explore modern country style kitchens at Häcker. Discover an enchanting country house style that exudes warmth, and features high-quality materials and exceptional details such as lattice windows, cornices, shelves with utensils.

With showrooms all over India, Häcker kitchens India brings German design excellency right into Indian homes.

Website: www.haecker-india.com / www.haecker-kuechen.com



are strong enough to support double-glass units. With intuitively designed handles, these windows can be operated effortlessly and provides great security and ensure optimum sound insulation and thermal comfort.

Key Features:

- Heightened Security with Concealed Beading*
- Taller Openings
- Clean Sash
- Sound Insulation
- Magnificent Views
- Effortless Handle Operation (*not applicable in fixed type)

AIS Windows offers a comprehensive range of fenestration products in uPVC and aluminium substrates. Available in a range of customizable options, AIS Windows are designed for use in both residential and commercial spaces. AIS Windows enriches lifestyles through enhanced aesthetics while also offering varied solutions in acoustic comfort, privacy and security. It is one stop solution for all your doors and windows needs.

www.aiswindows.com

AIS REGAL SELECT A Symphony of Aesthetics & Performance

AIS Windows one of the Strategic Business Units of AIS - India's leading integrated glass manufacturer brings to you our in-house innovation, AIS Regal Select that redefines your floor to ceiling approach. Enhance your space with slim, strong and robust aluminium doors & windows with versatile handle options. The AIS Regal

Select windows are a brilliant symphony of functionality and aesthetics. One of a kind fenestration solution that enables you to choose from a range of high-performance glass for floor to ceiling settings, allowing panoramic views and ample natural light to enter your home. Sleek and sophisticated with minimalist lock settings, these frames

Stir Your Imagination

Looking for inspiration and ideas? We take you inside three real kitchens designed by architects and designers from across the country.

By RIDHI KALE

INSIDE OUTSIDE

The kitchen at Ksaraah, exemplifies a perfect balance between the Indian old and the new. Intended as a communal space for family and friends to gather, cook and eat together, the kitchen holds a long island that faces the lush green outdoors, enabling discussions and evoking inspiration. In an open kitchen format, the island was designed with a wooden base and a nice green terrazzo slab cast onsite with the washbasin. This adds a slight contrast to the interiors—bright yellow oxide flooring, a backdrop of Adobe brick wall, and display-focused kitchen shelves showcase a collection of antique and modern cookware.



Photographs by: HARSHAN THOMSON

AT A GLANCE

Project Name Ksaraah

Practice Taliesyn

Area of the Kitchen 150 sq ft

Project Location Bangalore Rural

Principal Architects Shalini

Chandrashekar and GS Mahaboob Basha

Design Team Siri, Yatheesh Kune, Vishnu Naidu

Top Tip "It's best to have strategic openings that enable facing outdoors or a landscape while cooking. An island arrangement would draw more people in the kitchen and encourage social interaction thereby making the kitchen a place not just for cooking but also for conversations," says Chandrashekar.



THE ALL-BLUE COOK ROOM

The apartment is on the fourth floor with very few tall buildings around, which makes it perfect for full sized windows and wide openings. The overall layout of the home is an open plan. The semi-open kitchen has a patterned marble flooring which takes all the attention. One enters through an arch with a small breakfast table for two. The space is like a hidden corner in the house which sets itself apart from the other spaces.



17
YEARS
17
IN INDIA

**A PART
OF HISTORY**

Häcker
kitchen.germanMade.
Since 1898.



Scan to visit website

PURemission
air protection system

PUResist
water protection system

Ecological and Tropicalised Kitchens

info@haecker-kitchens.com | www.haecker-india.com | www.haecker-kuechen.com

cover story
Kitchen | Design

AT A GLANCE
Project Name Twelve
Practice Between Walls
Gross Built up Area 2,900 sq ft
Project Location Lullanagar, Pune
Principal Designer Natasha Shah
Design Team Natasha Shah and
 Shruti Zanwar
Number of People Residing Two



Photographs by: INCLINED STUDIO

INDIA TODAY

IN DEPTH KNOWLEDGE FROM THE MOST CREDIBLE SOURCE

Subscribe and get upto 55% discount

YES! I WISH TO SUBSCRIBE TO INDIA TODAY

Please tick your subscription choice and send the form to: We Care, Living Media India Limited, C-9, Sector 10, Noida-201301 (India)

TERM-1 YEAR NO. OF ISSUES-52				
PLAN	COVER PRICE	OFFER PRICE	SAVINGS	SELECT
PRINT ONLY	₹ 3900	₹ 3099	21%	<input type="checkbox"/>
PRINT + DIGITAL	₹ 7800	₹ 3499	55%	<input type="checkbox"/>

Please fill the form in CAPITAL LETTERS

I am enclosing Cheque/DD No.: _____ dated: _____
 drawn on (specify bank): _____ favouring Living Media India Limited for
 ₹ _____ (Add ₹ 50/- for non Delhi cheques, not valid in case of at par cheques)

Name: _____ Address: _____
 _____ City: _____ State: _____ Pin: _____
 Mobile: _____ Email: _____



SCAN HERE TO SUBSCRIBE

FOR MORE DETAILS ON THE OFFER, YOU MAY CONTACT THROUGH BELOW OPTIONS

CALL us on Toll Free No. 18001800100 and [0120] 2479900

E-MAIL wecare@intoday.com

LOG ON TO www.indiatoday.in/subscribe

Whatsapp "Hi" to +91 73030 86006

OUT IN THE OPEN

The kitchen and dining sit in an open floor plan extending into the landscaped exteriors. The horse-shaped solid wood dining table adds to the allure of the space. The kitchen is a mix of bright shades and solid woods balancing each other out, while the green planters hang over the island platform bringing in a tropical vibe.

Photograph by: INCLINED STUDIO

AT A GLANCE

Project Name Tamara Villa
Practice VPA Architects
Gross Built up Area 6,500 sq ft
Project Location Ahmedabad
Lead Architects Ronak Patel, Jinal Patel and Naiya Patel
Design Team Ronak Patel, Jinal Patel and Naiya Patel
Engineering SMI infrastructure
Landscape Consultants VPA Architects

GOURMET'S DELIGHT

The act of cooking is part art, part meditative and a whole lot of skill. Here's a sneak peek inside a celebrated chef's kitchen.

By VIKRAMJIT ROY

The room where I cook is perhaps where I spend most of my time, more than what I spent at home or with anybody else. So the kitchen is my home. Actually, it's my first home, not even my second home. It's a space where like minded people collaborate to create something beautiful. Where there is compassion, there is love. There is a lot more than just the techniques and the standard recipes. But there is a lot of love that is there in the kitchen.

Personal Paradise

My home kitchen has a very basic and standard but effective set-up. It's spaciouly laid out. I have a separate pre-prep area and the cooking station is separately placed. I like to maintain a rhythm while cooking. It has to be a process and setting up the space right helps a lot. I have a few basic smart-equipment such as blenders as well.

Form with Function

An ideal kitchen layout for me should be an efficient one. It has to make my job easier and systematic. The cooking station and the prep station should not intertwine, they should be separate.

When I select any equipment I study how optimal it is for my space and not how fancy or expensive it is. However, having said that, I never compromise on the quality of the tools. Whatever leads me to put great food on a plate is important to me. They should not be merged together.

Space Management

One should have enough movement space for people in the kitchen. That doesn't mean that it's the size of a football field, but you should have enough arm space. Nobody wants to be included within their private spaces. So I make sure that we have enough of that free space for people for movement and align the kitchen in a way that it becomes easier for the line cooks and everybody else to operate. So there are a lot more technical things in it, but more or less holistically, this works very well.

Chef Vikramjit Roy is one of the co-founders of The Tangra Project, homage to the quintessential cuisine culture of Calcutta's food paradise in DLF Avenue, Saket, Delhi

Photograph by: HARDIK CHHABRA



GIZMO GAGA

QUICK LOOK AT THE CHEF'S FAVOURITE COOKING TOOLS AND GADGETS

The first one has to be the dehydrator because it helps me preserve my herbs and change textures.

The blender is a great equipment to have handy.

The kitchen thermometer is another favourite because it gives me precision in cooking. It's also another way to double check on the processes with a lot of things such as dimsums, vegetables, meats or seafood. It helps me make sure that it's cooked the way that I want it, not more or less.

And apart from these, other equipments that I can't do without include ovens, efficient gas ranges and more.



The heart of the home, the kitchen is where we store just about everything. Plus, you never really know what to keep and what to throw away. There are various design ideas you can use when you're thinking of kitchen storage options.

• **Under-cabinet cutting board storage sleeves** Instead of leaving your cutting boards on your kitchen slabs looking awkward and catching everyone's attention, create hooks or sleeves for boards to rest on just under the cabinet. It provides a very clean and organised look.

• **Put a few items on display** Everyone has a couple of beautiful sets that they only take a few times a year. Why not use that as display to make your kitchen look a lot more lavish and save the storage space in cabinets for items that are regularly used. This will

allow you to easily differentiate between items whilst catching the eye of anyone who walks into your kitchen with your beautiful sets.

• **Hanging a curtain to hide things** While this is a tad overrated, sometimes you just do not feel up to clearing and organising your kitchen. Use curtains to hide open, hanging shelves so that you can easily take that much needed day off.

• **Drawer organisers are your best friend** Organising cutlery and the smaller utensils is the biggest headache that most people face. The easy solution is to opt for smart drawer organisers. They can be installed in each drawer to provide a practical yet stylish solution.

• **An island should always have drawers** An island without drawers is not a very practical solution. An island will give you that extra storage capacity

that you need and add more character to your space.

Before implementing these ideas, it is important to realise and assess what your kitchen needs most. Is it overflowing spice racks, cluttered drawers and cabinets or a messy pantry? It becomes easy when you focus on one area at a time allowing you to be creative and makes sure that you focus on a practical solution rather than a random one. As you go along, you'll realise that it's the small things that add up to give your kitchen that look and feel that we only dream about.

STASH AND STORE

Factory kitchen with island (left); the Contempora kitchen wall features folding doors and drawers to keep the commonly used objects close (below left); Portrait kitchen with cutting board storage sleeves (below right); all available at Ottimo



Ashok Basoya is the founder of Delhi-based interiors firm, Ottimo that curates Italian furniture and accessories and specialises in helping you design and plan your kitchens. www.ottimo.in

BEFORE YOU COOK UP A STORM

Over the counter, under it or both? Storage in the kitchen is a tricky thing but helps declutter the mother of all functional spaces in your home.

By ASHOK BASOYA



THE WOW FACTOR

Did you know that cabinets and countertops, while functional are also what make or mar the look of the kitchen? Here's all you need to know about them.

By DEVIKA KHOSLA

Whether you use them to stack, stash and store your utensils and food items, or use them to enhance the look of the kitchen, a cabinet is one of the most important spaces in a home. But with the market full of options, it becomes difficult how to zero-in on the perfect one for your cook-room. This is what you need to know before you remodel the heart of your home.

Material Matters

• **Plywood** – The most used and readily available material for the structure of cabinets is plywood. It is made by layering and pasting several layers of wood together, and the total thickness ranges from half an inch to three-fourth inches. Plywood is everyone's preferred choice because of its

strength to hold the heavy articles and economic viability. The material can also be used in shutters, but it tends to bend over time and hence is not much preferred.
PRICE ₹120 per sq ft

• **MDF/HDF** – Medium-density fibreboard and high-density fibreboard are two types of engineered wood planks made with wood particles that are bonded together with hot glue under high pressure. Though these do not provide much resistance and have less strength than plywood, they have a smooth finish and can be easily painted upon to give a clean and neat appearance. These are 3-5 mm thick, which is less than plywood; however, they do not bend over time and are preferred for cabinet shutters.

PRICE ₹55 per sq ft

• **Particle Board** – A sustainable option is particleboard, as it is made of sawdust and waste materials that are bonded together. However, it is the least durable and can only be used storing kitchen napkins, tissue rolls, and other softer and light-weighted kitchen items.
PRICE ₹45 per sq ft

COUNTERTOPS, ON CUE

• **GRANITE** This commonly used countertop material works best for Indian kitchens. It is easy to clean and maintain over time as this is scratch and stain-proof. This natural stone is available in a variety of alluring options, from black granite to a dusty brown coloured in both matte and polished options.

• **QUARTZ** This is another beautiful material and alternative to high-end granite. However, it

is a little more porous than granite and hence needs to be properly cleaned and maintained and kept cautious of hot vessels and liquids. The material comes in a lot of beautiful colours and patterns to aesthetically complement the kitchen interiors.

• **NATURAL STONE** These are durable and non-porous and give a beautiful, sustainable look to the kitchen counters. Natural stone is economically low on

pockets; however, it tends to gain scratches and stains due to heat and rough cooking with time.

• **STAINLESS STEEL** A commonly used material in commercial kitchens, stainless steel countertops can be used in residential kitchens to give an industrial look. It is one of the most hygienic options as it can be easily cleaned with a wet cloth. However, heavy utensils sometimes leave dents

on the material.

• **NATURAL WOOD** Natural wood imparts a beautiful cottage or a holiday home look to the kitchen. The material is non-porous, so there is no worry about hot pans and heavy utensils. However, these can observe scratches if used roughly or as a base for chopping. Hence, it is best suitable for dry cooking and can prove to be expensive as well.

GRAND DESIGN
The AV 7070 Copper from Häcker Kitchens (www.haecker-india.com) uses metallic-shiny smoothened lacquer to create drama





OPEN UP
This kitchen by The Works Interiors uses two different cabinet materials and colours



Devika Khosla is the creative director of The Works Interiors, a Delhi-based studio that delivers bespoke furniture, interiors, and architectural spatial arrangements. www.theworksinteriors.com

The Finishing Touch

- **Laminates** - The most popular choice for the kitchen cabinet's finishing material is laminate. The material is light on the pocket and readily available in options varying from matte to glossy and in vivid colours and textures. These are also easy to maintain and clean. **PRICE ₹1,300 per sheet**

- **Acrylic Laminated Sheet**- These are stunning-looking luxurious finishes available in a variety of colours to match the home interior. Though, if the chosen acrylic is highly glossy, it is more likely to leave impressions of finger marks and visible stains. Hence, it requires regular cleaning and maintenance. Additionally, it is heavy on pockets.

PRICE ₹200 per sheet

- **Membrane** - This is one of the best options for kitchen cabinets as not only is it available in a variety of colours, but it is easy to clean and maintain over time. The material gives an elegant finish to the kitchen and is less expensive than an acrylic finish.

PRICE ₹200 to ₹250 per sq ft

- **PU finish** - These are painted finishes available in all colours, painted over the shutter—be it plywood, MDF/HDF, or any board. The finish can be customised to either glossy or matte. **PRICE ₹140-₹180 per sq ft**

- **Glass** - Glass shutters give an airy aesthetic and a minimalistic vibe. Functionally, it makes kitchen tasks quicker if the material is transparent, toughened glass. Other options to choose from are high shine glossy stained glass, matte stained glass, or lacquered glass finish.

PRICE ₹200 per sq ft

- **Solid wood** - Lastly, for a luxurious and traditional look, solid wooden shutters can be installed. The timber can be oakwood, teakwood or walnut wood. These require high maintenance as they ideally should not come in contact with moisture and are expensive. **PRICE ₹400 per sq ft**

**All prices are approximate costs*

The Essentials

From mixers and grinders to juicers and refrigerators, a look at the latest gadgets for your home



MICROWAVE
Bosch's free-standing microwave has programmes across eight categories, including snacks, appetizers, soup, rice and desserts. **PRICE** on request



OTG
The Usha Calypso 30L OTG has a turbo convection fan that blows hot air over the food at high velocity. It also has a smart digital display with rotary controls. **PRICE ₹15,990**

DISHWASHER

Bosch's dishwashers come with features such as three-way rackmatic, dosage assist, touch panel, speed option, glass zone, intensive kathi, and open and dry assist.
PRICE ₹35,000 onwards



BUILT-IN FRIDGE

With a dual cooling system this 300L built-in refrigerator no frost technology and electronic temperature control.
PRICE ₹1,05,990

CUSTOM REFRIGERATOR

Samsung's BESPOKE range of refrigerators offer customised design options to suit your taste. It is available in 4-Door Flex Family Hub and 4-Door Flex French Door models. **PRICE** ₹1,67,990 onwards



MIXER GRINDER

Bajaj's Herculio has a powerful and efficient 1,000W motor to grind tough ingredients.
PRICE ₹7,975



MIXER GRINDER

Hexo series from Havells has a 1,000W heavy duty copper wired motor with 2.5kg weight grinding tough ingredients into a fine consistency. **PRICE** ₹6,000 to ₹7,500



DISHWASHER

Faber semi integrated dishwasher has excellent washing and drying results in a short space of time.
PRICE ₹25,000 onwards



COOKTOP
Siemens has a wide range of cooktops with intuitive features that make them intelligent, powerful, efficient and elegant. **PRICE** on request

BLENDER
Philips hand blender has a 650W motor easily blending even the toughest ingredients. **PRICE** on request



cover story

Kitchen | Appliances

JUICER
This Philips juicer comes with a 800 W motor and has a pre-clean function which removes unwanted fibers. **PRICE** ₹12,595



CHIMNEY
Hafele Teresa Cooker Hood comes with smart air sense technology, has a 98 per cent filtration rate and a powerful airflow capacity. **PRICE** ₹47,090



SOUP MAKER
Make soups at the touch of a button with the Wonderchef Soup Maker 1L. It heats, boils, and mixes automatically. **PRICE** ₹6,999



WATER PURIFIER
This RO from Faber offers germblock technology which protects the purified stored water from microbial contamination. **PRICE** ₹15,000 onwards



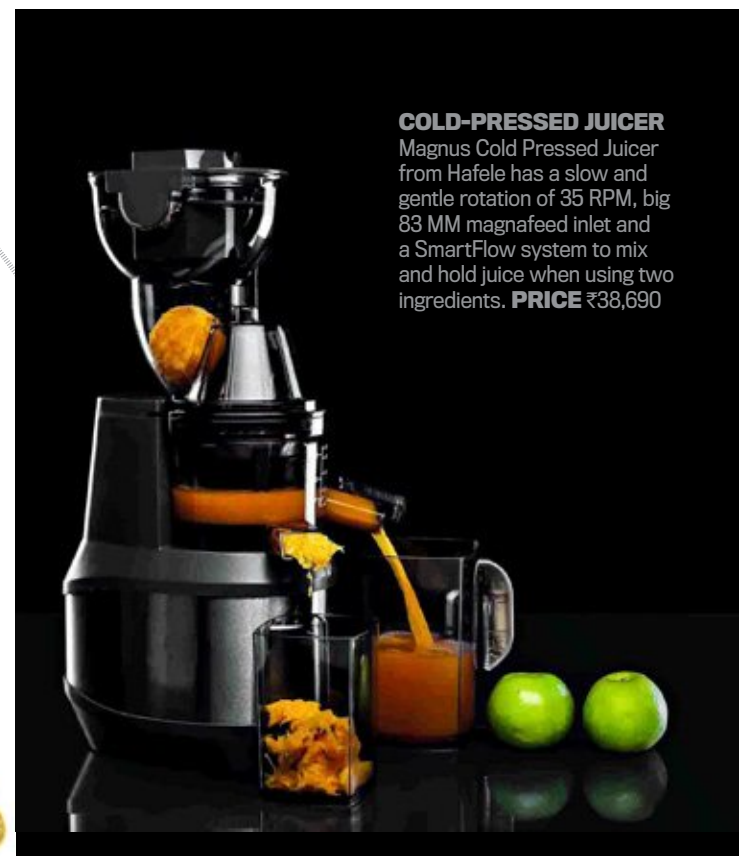
VACUUM CLEANER
Tefal's Power XXL Canister bagged vacuum cleaner has a large bag capacity of 4.5 litre, and a Effitech motor delivering 2,200W with just 450W consumption. **PRICE** ₹10,999

TRIED AND TESTED

We got our hands on Usha Rice Cooker RC 3718S and loved it. For its price category it's really worth the money. It has a 1.8L capacity, cooks about 1kg rice and the 700 W pot comes with a two year warranty. The Dual heater function also helps to keep your food warm (in the warm mode). There's also steaming baskets to steam vegetables or other steamed items. The device can also boil and bake. A word of caution the device becomes hot from outside, so be careful when you use it. **PRICE** ₹4,090



COLD-PRESSED JUICER
Magnus Cold Pressed Juicer from Hafele has a slow and gentle rotation of 35 RPM, big 83 MM magnafeed inlet and a SmartFlow system to mix and hold juice when using two ingredients. **PRICE** ₹38,690



CHIMNEY
Faber has introduced a 3D Chimney with T2S2 technology and three-way suction. The filters on the sides of the hood extract any smoke that escapes the bottom vent. **PRICE** ₹20,000 onwards

For that perfect Cuppa

Our expert shares how you can create the perfect coffee and tea station in the heart of your home

By KUMPAL VAID

What do you do at home when you get a few minutes to relax? One of my favourite things is to brew a cup of coffee or tea and sit back with a book. It's like a little ritual for many people to start their day by having a fresh cup of coffee or tea. So how can you create a dedicated coffee or tea station in your kitchen? This is what you need to know.

1 Transfer all varieties of coffee and tea into permanent containers such as glass jars, baskets or other containers. Make them easy to see, cute to display, and label them so you can easily tell which one to grab.

2 Store all spoons, strainers, diffusers, stir sticks, and the like together. Keep them in a cup or tin jar or hang them up on a hook so you don't have to search for them.

3 If you use lemon, honey or cinnamon with your warm drinks, have them handy as well—perhaps in a pretty basket, a honey pot or a vintage teacup on a window sill nearby. And



Kumpal Vaid is the founder and principal designer at Mumbai-based Purple Backyard, an interior design and visual merchandising studio. www.purplebackyard.com



CASE STUDY

For the Shibui house in Mumbai (above), we created it with the liquor cabinet right next to the kitchen, with a wooden horizontal surface to work on and then the kitchen breakfast ledge and then the dining that also doubles up as a work desk. Materials that can be used to make such counters or areas are: distressed wood, or regular wood with the texture still alive, stainless steel counters are also a hit in terms of maintenance if you find it difficult to keep it clean or organised. Add soft fabric or woven thread lights around the station for a nice calming defused lighting.

ON YOUR SHOPPING LIST

Morphy Richards Kaffeto Coffee Maker is a three-in-one coffee machine with flow metre and temperature control, ₹17,995 (bottom left); Coffeeza coffee machine helps make gourmet coffee, ₹13,949 (bottom right); Japanese cast iron teapot from Decor Kart, ₹5,800 (below)



remember to keep filters in the station as well.
4 Stack or hang coffee and teacups with or near the supply station. Consider keeping everything in one or two trays or baskets so it's grouped neatly together.

5 This may seem obvious but keep the station close to the coffee maker and teapot. It'll save you from crisscrossing the kitchen when you're brewing a pot.

6 Invest in a good machine that works well more than the aesthetics. Proper decor can elevate or camouflage any machine or gadget. Try to keep the drink station close to the sink (if you have an outlet there). The closer you are to the water supply, the easier it will be.

7 Use cinnamon or spices according to the season as aroma, such stations generally smell good and are more inviting. Having a dedicated coffee/tea station can add to the character of your kitchen space and make it efficient in terms of utility.

Coffee stations are the need of the hour, given people are working from homes and hence want multiple areas to work from to break away from the routine within the house. A tea/coffee station provides the much-needed respite from that routine.

SEASONAL SENSATION

Subtle hints of upcoming winter best define the month of November. So, here's a moodboard to help you map out the colours and textures of this time of the year.

By SHUCHITA SANCHETI GARG

It's not too cold, yet foggy mornings and cool evenings make you want to drape yourself in something warm yet comforting. The same applies to your home. Let jewel tones add a harmonious warmth to muted hues. The contrasting dynamic colours give a break to the monochromatic palette. These colours remind you of the onset of sweet winter evenings wrapped in a cosy wool cover, a hot cup of coffee with a good book in hand... that's the November mood.



Shuchita Sancheti Garg is the founder and creative director of vVyom, furnishings studio. She is an interior designer and a self-taught artist with an eye for all things beautiful. www.vvyom.com

These are your secondary colours that will add a sense of whimsy to the room. Use them to highlight vital areas so that they complement the overall scheme.

Use these Pantone colours as bold accents in your living spaces. Think cushions, a stencilled wall, bedspread or even an upholstered chair.

Use prints on patterns to create drama in the overall layout of the room. Use on wispy curtains, plush cushions, and gorgeous sofas.



From art to your furnishings get the jewel tones to interact with one another. Let the designs weave a free flowing web of delightful tonal variations.

Think subtle but sophisticated. Play with dark neutrals to bring out the textures and colours of the rest of the space.

When using neutral tones, texture is essential to add a sense of warmth and depth to the design of a room.

Contrast is key. Use this interesting motif to break away from the solids, while adding a sense of cosy comfort.



There's no denying this—the market is filled with furniture pieces, big or small, cheap or expensive. So, it's natural to feel confused. The good news is that if you are looking for a fresh take on handcrafted furniture, there's finally a great option. Called Saar by Sneha Jajoo, it occupies that happy space between traditional and modern design with an underlying experimental appeal. "Furniture that illustrates

the process and techniques to create a space reflects a persistent exploration of the diverse border zone between harmony and disharmony," says Jajoo, a 28-year-old, Pune-based designer. She started the brand in 2020. "I had been doing freelance work for quite a while and always had a thought of creating my own furniture pieces. I then got an opportunity to design a few pieces for a folk house that's where the idea for starting the brand came

in," she says. As for the reason behind the nomenclature of the brand, "Saar means essence, every piece at Saar has its own spirit. It is visual and functional essence which gives life to a space," she explains. The USP of the brand is the fact that the pieces are handcrafted by local artisans, bridge the gap between the new and the old, while being fun and innovative.

AT @saar_tfa (Instagram)



← **Sofa, So Good**

The L-shaped sofa called Plump Koch has a wooden structure that has been upholstered. Playing with curves and reimagining the way we see L-shaped sofa, this furniture piece is designed for a contemporary home.

A FRESH APPROACH TO OLD DESIGN

In an industry full of copies of one another, an experimental furniture designer is breaking the glass ceiling with her year old brand

By RIDHI KALE

↑ **Sleep On This**

Designed by Jajoo for client who wanted a sofa where he could take a nap with all the comfort, the Nidra Koch is made from wood and brass. The structure or top view of the sofa is as an abstract leaned human figure.


→ **Eco Warrior**

Designer Sneha Jajoo sits next to the Mrittika stool made of clay, sand and organic waste (such as spent agricultural fibres and cane). The sustainable piece is constructed using an old cob technique. If it breaks or you get bored it, just wet the material and reuse it to sculpt new piece.



← **Face The Music**

Inspired by the vintage radio, Radio Matra uses cane weaving with partial louvered door to create drama. This piece can be used as a storage unit or a small console table. Interestingly, its door opens in such a way that gets completely hidden from view.



BARE NECESSITIES

Move over maximalism. Japandi with its fuss-free, warm and cosy appeal, clean lines and muted colour palette is here to steal the show.

By SHELLY ANAND

There is a lot in common that Japan and Scandinavia have in their design aesthetics. Both cultures value simplistic elegance, share a love for natural materials, and are known for their minimal designs paired with refined craftsmanship. And when design nuances from these two cultures are combined together, a new trend of Japandi (Japanese and Scandi) pops up. A global trend that sits on minimalism, well-lit de-cluttered spaces, a muted colour palette, and that perfect amount of utilitarian objects, Japandi brings together the warmth of Scandinavian design and elegance of Japanese décor. Anjali Mangalgi, founder and principal architect, GROUND-ED, tells us how to introduce the look inside our homes.

First things First

Since the Japandi style is about minimalism, get the bones of the space right. Try and focus on key architectural elements such as doors and windows that can bring natural light and ventilation into the spaces and create access to open spaces such as balconies, verandahs and courtyards.

The second important feature is to de-clutter. Binge on Netflix and 'Marie Condo' your home to organise your

belongings, suggests Mangalgi. Start with a monochromatic palette and design a space layout that is unhindered with ample space for circulation. Choose furniture that is minimal in design and is made using natural materials, such as wood, bamboo, jute, rattan, exposed cement, terracotta, and linen.

Plan for lighting that is not too bright and jarring to the eye. Refrain from adding too many disparate elements to the space.

Get the Look

The Japandi style works well in the living and dining area. The days of having a formal living and dining that is locked up are gone. Instead transform the living room into a family space where there is planned storage for books, newspapers, dining serve ware, and children's toys. Have comfy seating arrangement and a snug yet easy-to-clean rug on the floor that allows for the family to spread out and enjoy time with each other or alone.

The style also works well in intimate spaces, such as the bedrooms and bathrooms. By using a neutral interior palette, removing clutter and focusing on the use of natural materials, these spaces can be transformed into a calm oasis in one's home.

GET IT RIGHT

1. Lighting should bring in balance and warmth
2. In the bedroom use natural wood furniture
3. The living area should have sufficient light
4. A neutral colour palette with hints of colour is key in the Japandi aesthetic
5. Introduce fresh greens for that indoor-outdoor feeling

Photographs courtesy: CARLI TETERIS



SMART AND SPECTACULAR

(clockwise from extreme left) The changing bio-mimicry façade is inspired by a honeycomb structure; ocean blue tones in the son's bedroom with a custom bed, bench and side table from Porada; the Italian marble flooring juxtaposes well with the Porada sofa and Living Divani chairs and centre table



SUSTAINABILITY MEETS TECHNOLOGY

With an outer metal structure inspired by a honeycomb, paired with eco-friendly features and stylish interiors, this unique and spectacular home in Surat is a feast for the eyes


By MONARCH CHAMPANERI, NILESH GAJERA AND NIRALEE CHAMPANERI

Photographs by: FABIEN CHARUAU

C

Conceived and designed as an intelligent, adaptable and sustainable family home in Surat, Gujarat, Hive's design is seeded in the profession of the client Kamalbhai Mistry, part of a successful company engaged in making machines for the diamond industry. The site is located in Vesu, an upcoming part of Surat. This particular project was part of four plots taken for the extended Mistry family. Being well-informed about architecture and given his core competency in mechanical engineering, Kamalbhai was very clear about what he wanted as a home—a smart structure rendered in metal and a mono-space living area. He also shared an almost 90-point brief with inputs connected to diverse points—from structure, landscape, planning, materials, sustainability, insulation, HVAC and plumbing, along with entire year's sun path study.

The architectural presence, undoubtedly, is established by the solar sensor-based facade, which lies at an exciting intersection of art and engineering. Its geometry is inspired by the hexagonal structural patterns found in nature such as those of honeycombs and carbon crystals—giving the project its name. Analysed as per the structure, function and mechanism, its design is based on structural strength, transformability and bio mimicry. The unique opening mechanism of the facade positions are derivatives of quality of light exposure and thermal comfort levels inside the house.



DYNAMIC DESIGN

A Rimadesio dining table and B&B Italia chairs can be seen in the dining room (left); enjoy the play of light and shade in this bridge that leads to the entrance (right)

spaces
Architecture

600 sq m
GROSS BUILT AREA

PROJECT LOCATION **SURAT**

LEAD ARCHITECTS
MONARCH CHAMPANERI,
NILESH GAJERA,
NIRALEE CHAMPANERI

DESIGN TEAM
VISHAL PATEL, SAHIL SONI, NISHANT
CHAUHAN, JAINIKA PATEL, MANASI
HATHIWALA, KASHYAP PARSHALA,
ZEB SAIED

FACADE ENGINEERS
MECHANICAL ENGINEERS -
ENSEMBLE, ELECTRONICS
- WNEURON



The internal program has been conceived as open and fluid, both in plan and volume. Devoid of dividing partition walls, the fluid spaces on the ground floor have a sensorial segregation of public, private and semi-private zones through modulations in the outer envelope along with a bespoke sculptural entrance vestibule. The upper level, accessed via a sculptural staircase, accommodates two bedrooms. The connection to greens remains steadfast owing to the presence of a small garden attached to each bedroom.

For us, the speciality of this project lies in the client who was open-minded and intrepid, ready to experiment with ideas that didn't have many precedents. The client viewed this building like a product/machines he deals in, which is why the insistence on 'manufacturing' it flawlessly. He wanted something unique in every detail which put lot of pressure on us to deliver. Therefore, all the ideas that went into its making were backed with intensive research and prototyping.

Monarch Champaneri, Nilesh Gajera, Niralee Champaneri are lead at OpenIdeas Architects, a multidisciplinary design studio based in Ahmedabad and Surat started in 2009. www.openideas.co.in

THE RENOVATION PROJECT

A MODERN VERSION OF A DOLL HOUSE, THIS APARTMENT IN MUMBAI IS A LESSON IN HOW CLEVER DESIGN CAN TRANSFORM A HOME

By HUZefa RANGWALA AND JASEM PIRANI

LET LIGHT IN

The living room is bathed in natural light, this accentuates the ivory and mushroom shades in the space



Transforming a space is one of the most enriching experiences for a designer. The before-after metamorphosis is not just about the home, it is also (positively) impacts and transforms the lifestyles of the users/inhabitants. Our clients, a young couple purchased a beautiful apartment on the second floor of an old building in South Bombay. The pros—large rooms with great ceiling heights and an abundance of trees and a brief where they wanted the home to have a Scandinavian aesthetic; the cons—there were none.

We demolished the non-structural walls to open-up the space and reconfigure some of the room sizes. This entailed revealing several beams within the rooms.

Instead of concealing them within false ceilings, we took the approach of 'heroing' them by rounding their intersections with walls or columns to create a series of portals within the home. Not only did this gesture frame elements beyond the portals, but they also added an identity to the home. The second layer was that of colours, spirited yet soothing, they ranged from ivory and mushroom (in the living room) to blush pink (in the dining and nursery) and base blue (in the master bedroom). The fern green kitchen and children's bathroom complete this rather playful palette of pastels which makes



Spaces Interiors

Principals and partners, Huzefa Rangwala and Jasem Pirani founded Mumbai-based MuseLAB, an end-to-end design studio in 2012. They focus on unique and highly customized environments, interiors and furniture. www.muselab.in



CALMING SPACES

Attention to details can be seen in the nursery (previous page); children's bathroom (left); and the master bedroom (above)

us want to welcome you all to la maison de poupée—our very own rendition of a habitable doll house.

The flooring of the entire home is an interesting arrangement of the same wooden vitrified tile in varying patterns, a design element that can only be deciphered by discerning eyes. The living room is a collection of sofas from Square Barell, armchairs, a media unit from Ikea, rugs from Freedom Tree, a trio of customised suspended lights by Harshita Jhamtani and a built-in bar with back-painted fluted glass shutters. Across from this is the dining nook, a pastiche of classical elements within the otherwise Scandinavian aesthetics. A Square Barrel hardwood table dressed in goodies from Ware Innovations and Pet-

als from her garden is set against Ikea chairs under a 'ballgownesque' dome light dressed in grey velvety flutes.

The fern green and oak wood kitchen by The Kitchen Artisan bathes in natural light throughout the day; a perfect opportunity to create a four-port-hole door in fluted glass to let some of that light into the dining nook. Live edge shelves and a Hatsu Bell 3 chandelier complete the vibe of this fun setting.

The nursery is all blush pink. The alcove by the window holds the changing station and a nursing chair. A cot from Swaddle Cove, wall art from MuseLAB and the pikler from Bloom Toys complement each other to form a happy space for the toddler. The fern green bathroom on the other end



FACTFILE

PRINCIPAL DESIGNERS:
HUZEFA RANGWALA, JASEM PIRANI
DESIGN TEAM: HUZEFA RANGWALA,
JASEM PIRANI, VAISHNAVI SUBRAMANYAM,
HUSSAIN MUKADDAM
AREA: 1,300 SQ FT
LOCATION: NAPEANSEA ROAD, MUMBAI
COMPLETION DATE: SEPTEMBER 2021



SMART BY DESIGN

The foyer opens into the dining room (left); the minimal kitchen (above); the cosy dining nook (below)



is a happy contrast. We also have Mianzi bamboo mirrors placed here.

The east facing master suite that gets flooded in morning light is the ideal European bed-and-breakfast. The height of the existing window determined the wainscot of base blue that wraps the room and forms the perfect background to the oak wood finished Ikea furniture. A pair of Milan dual armchairs from Gulmohar lane are framed within the arched portal by the window across


from the walk-in nook with repurposed wardrobes. The awkwardly shaped but incredibly functional master bath is a cache of tiles in ivory and grey.

This home is infused with fun-loving elements, colours and forms that evoke happiness, positivity, and moments of surprise. It doesn't matter that you are an adult or a toddler, you will gleefully gallyant from one room to another, enjoying the simplistic diversity that is packed into this doll house of a home.

— PRESENTING —
Everlux Collection

Re-imagine your bathspace with the compelling beauty of elegant finishes and classy design. Vacuum coated, using state-of-the-art PVD technology, which gives your bathroom a new expression of luxury. Experience the ultra-modern way of living with the Everlux collection.

Available Colors: Titanium Black, Brushed Black, Gold



Visit Roca Stores at: Amritsar: Ashwani Enterprises - 9356000318; Anand: Hari Om Tiles Traders - 9825595055; Bangalore: Chandra Sales - 9341225745; Neeladri Ceramics - 9480581705; Tile Print - 9945242099; Arihant Sales - 9141664431; K.S.R. Ceramics - 9663501122; Aman Trading Company - 9341210407; SJR Tiles And Sanitaryware - 8050506749; Bhubaneswar: Garg Trading Company - 9337103221; Vectus World - 9337623499; Chandigarh: Pandit Khushiram & Co. - 9216541301; Chennai: Lakshmi Sanitations - 9840113270; Presencia - 9841022284; Ajantha Bathroom Products & Pipes P - 9840042475; Coimbatore: Beautywares - 8754736333; Delhi: FcmI Distributors Pvt Ltd - 9350616421; Ramdhari Gupta & Sons - 9810288049; Gurgaon: Bath and Beyond - 9811717974; Hisar: Kay Eil Overseas - 9416177111; Hyderabad: Intex Concepts - 9949012342; Home 360 - 9912210959; Srushthi Baths & Interiors Pvt Ltd - 8885557396; Indore: S.S. Ceramica Arch.(I) Pvt.Ltd - 9425081343; Jaipur: Kasliwal Sanitary Shoppe - 9829016920; Fantasy Bath Collection - 9983310611; Jalgaon: Birla Sales - 9822327347; Jodhpur: Soni Traders - 9414132408; Kanpur: Parsons Sales - 9935544784; Kannur: ABC Emporio - 9995487373; Kochi: ABC Emporio - 9072677575; Kolhapur: Ashinwad Ceramic - 9372955669; Kolkata: Deb Construction - 9230538151; Kozhikode: Paarol Agencies - 9446007664; Siyona Sales Centre - 9846753773; Kutch: Ramesh Trading Agency - 9904029301; Lucknow: Om Traders - 9910516227; Madurai: New Identity - 9894073073; Mukerian: Parkash Trading Co. - 9417341623; Mumbai: Ceramic Castle - 9967922333; Perfect Ceramics - 9867614163; Vardhman Ceramics - 9892133111; Apple Tiles - 9819079909; Nagercoll: Lavanya Sanitary Centre - 9500811084; Nagpur: Vedas Overseas - 9650939688; Patna: Bath N Room - 9835035465; Pondicherry: Honesty Engineers & Contractors Tru - 8903039255; Pune: Levante - 8600000039; Raipur: Parekh Sanitary Stores - 9826163373; Taps N Tiles - 9575715000; Rajkot: Patel Interiors Pvt Ltd - 9427213610; Popular Traders - 9586111612; Ranchi: Marbella - 9308522277; Siliguri: Anil Agencies - 9434221390; Tiruchirappalli: Kamak Associates - 9944463331; Tirunelveli: Venuva Tiles Mart - 9368717746; Vadodara: Siddhi Trading Co - 9825026523; Visakhapatnam: Raise & Raise - 9063702999.

Find your nearest Roca store



NIRMALS

furnishings

ASPIRED LIVING



UPHOLSTERY FABRIC | CURTAINS | HOME LINEN | MATTRESSES | WALLPAPERS
WOODEN FLOORING | BLINDS | RODS RUGS | DECORATIVES

+91-9643002663, +91-9643048472

@nirmalsfurnishing KIRTI NAGAR, 3/4, Furniture Block, New Delhi | LAJPAT NAGAR, K 47-A, Central Market, New Delhi www.nirmals.com